

# Graves County

## Community Health Assessment – Three Perspectives on Community Health



- **Data Perspective**

- Objective
- Statistics from National, State and Local Sources

- **Organizational Perspective**

- Community Health Forums

- **Individual Perspective**

- Surveys Completed by Citizens of Graves County

**Three Perspectives**

# Graves County Data Perspective

- Lower HS Graduation Rate (Graves 78%; KY 80%)
- Prevalence of Overweight (Graves 66%; KY 64%)
- Prevalence of Smoking (Graves 36%; KY 29%)
- Violent Crime & Drug Arrests
- Uninsured Population (Graves 23%; KY 18%)
- Teen Pregnancy
- Less than good health – (27%)

## Health Concerns

- Obesity Rate (Adult and Youth)
- Teen Birth rate
- Child Abuse rate
- Smoking rates
- Asthma rates
- Second-hand smoke exposure
- Dental health (tooth loss)
- Uninsured (adult and youth)
- Drug arrests
- High school graduation rate
- Less Than Good Health – reported rates
- Median Household income
- Workplace issues and stress
- Homelessness
- Breaking cycle – more accountability
- Medication compliance and affordability
- Mental and spiritual health – delays for help
- Lack of drug treatment options and availability
- Prescription drug abuse
- Pediatric special needs care

# Organizational Perspective

# Organizational Perspective

## COMMUNITY STRENGTHS

- Hospital/health care
- Health Department
- School System and programs
- Infrastructure
- Collaborative Community
- Faith-based and non-profit organizations

# Organizational Perspective

## **COMMUNITY RISKS**

- Lack of communication/partnerships
- Transportation
- Number of health providers
- Mental Health
- Lack of collaboration
- Economic climate
- Substance abuse

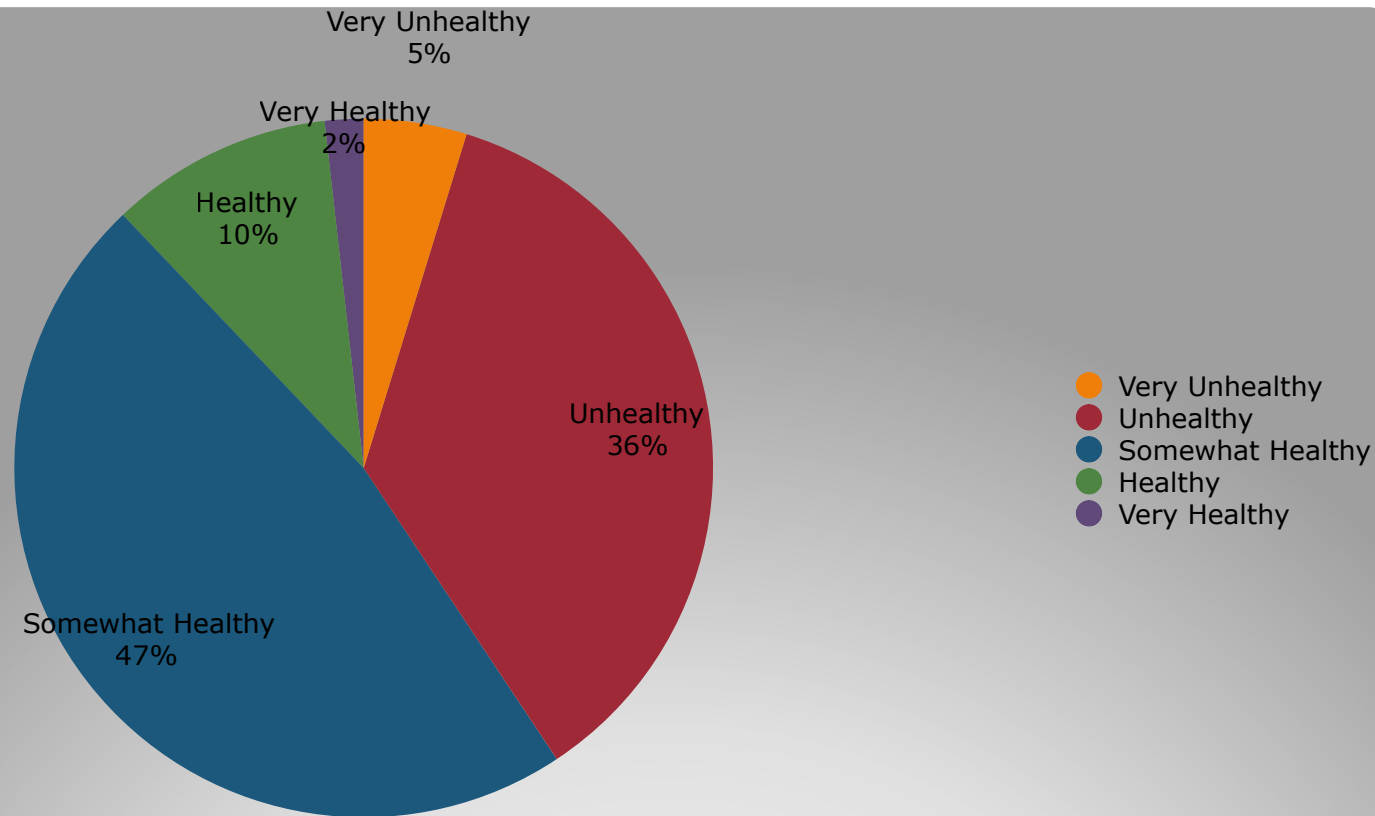
- Healthier school lunches
- Increased awareness of health issues
- Increase in available service
- New park
- Increase in infrastructure
- Willingness to collaborate/ create action
- Increase in diversity
- Increase in technology
- Increase in HANDS utilization
- Inclusion of community-based services in schools
- Access to Medivac
- AED availability

- Aging population
- Poor work ethic
- “Brain Drain”
- Alcohol/substance abuse
- Increase in sedentary lifestyles
- Doctors moving out of community
- Out migration of health care
- Increase in poverty
- Decrease in availability of jobs
- Decreased collaboration
- Poor Communication
- Teen pregnancy rate
- Population not participating in faith-based community
- Reduced funding – schools, nonprofits, and grants
- Dependence on technology
- Increase cost of health care
- Decreased social competency
- Lack of parenting skills
- Increase in single parent families

# Organizational Perspective

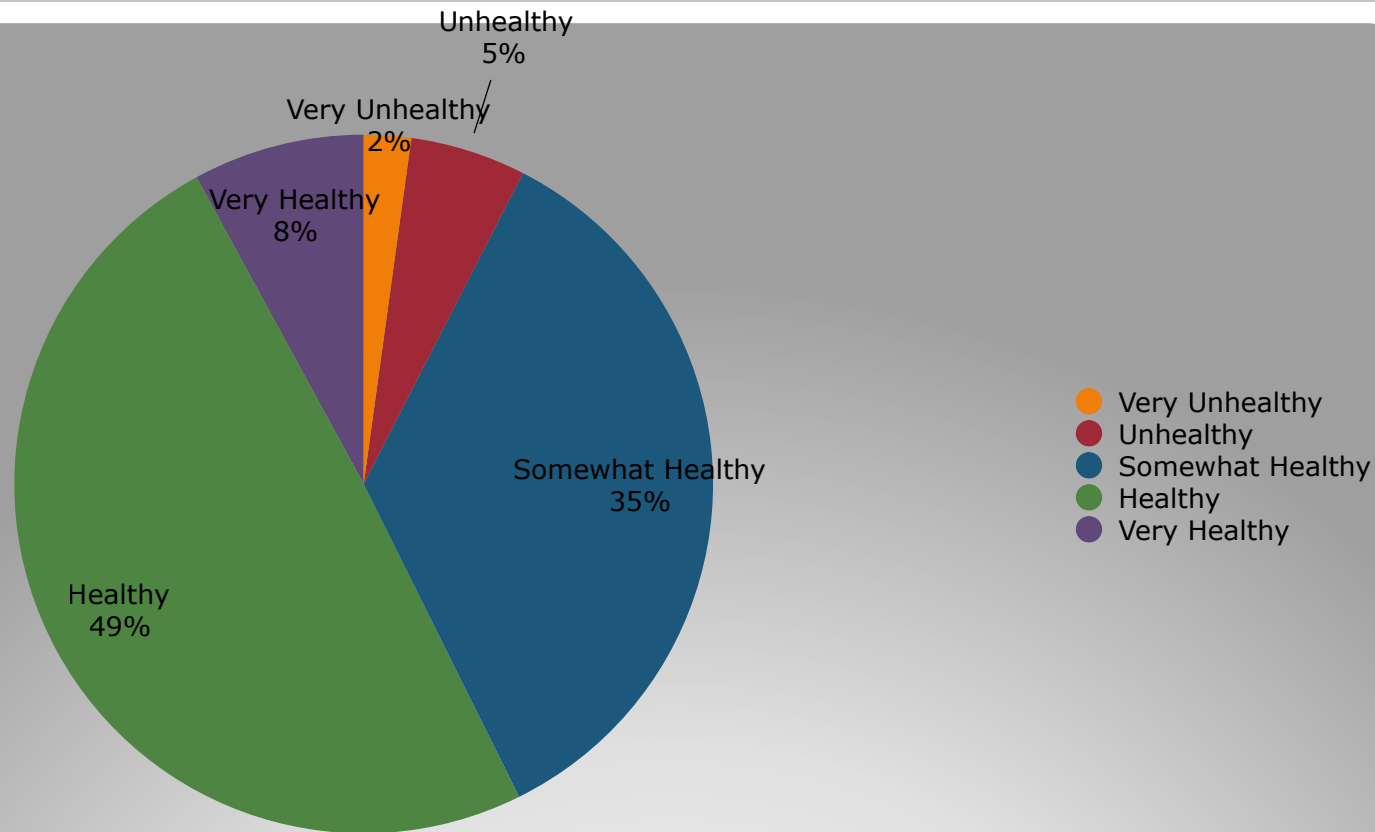
## Negative Changes in the Community





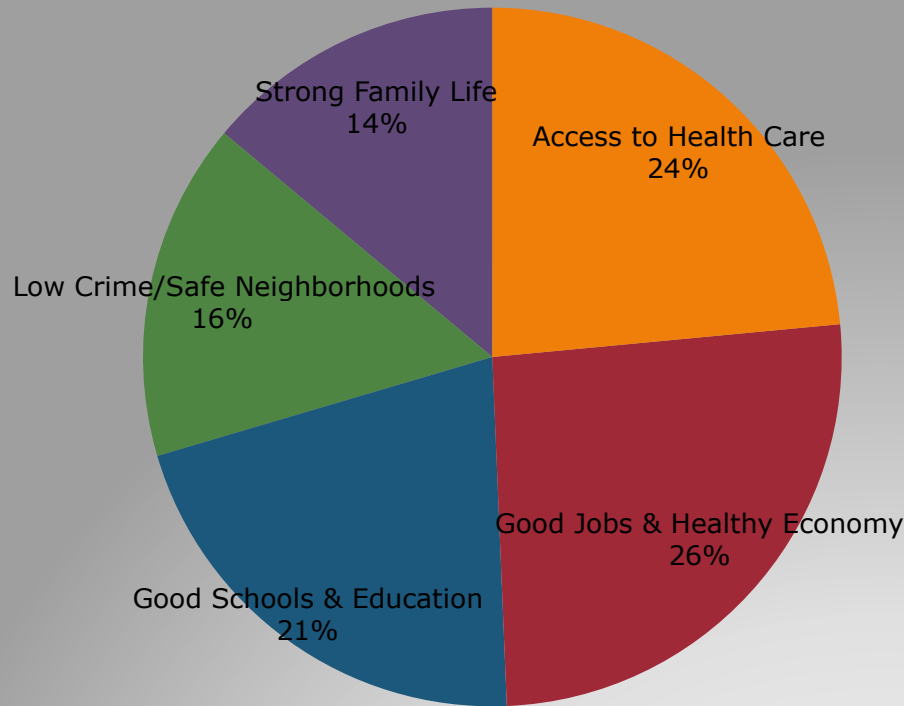
How would you rate the health of Graves County?

# Individual Perspective



How would you rate YOUR personal health?

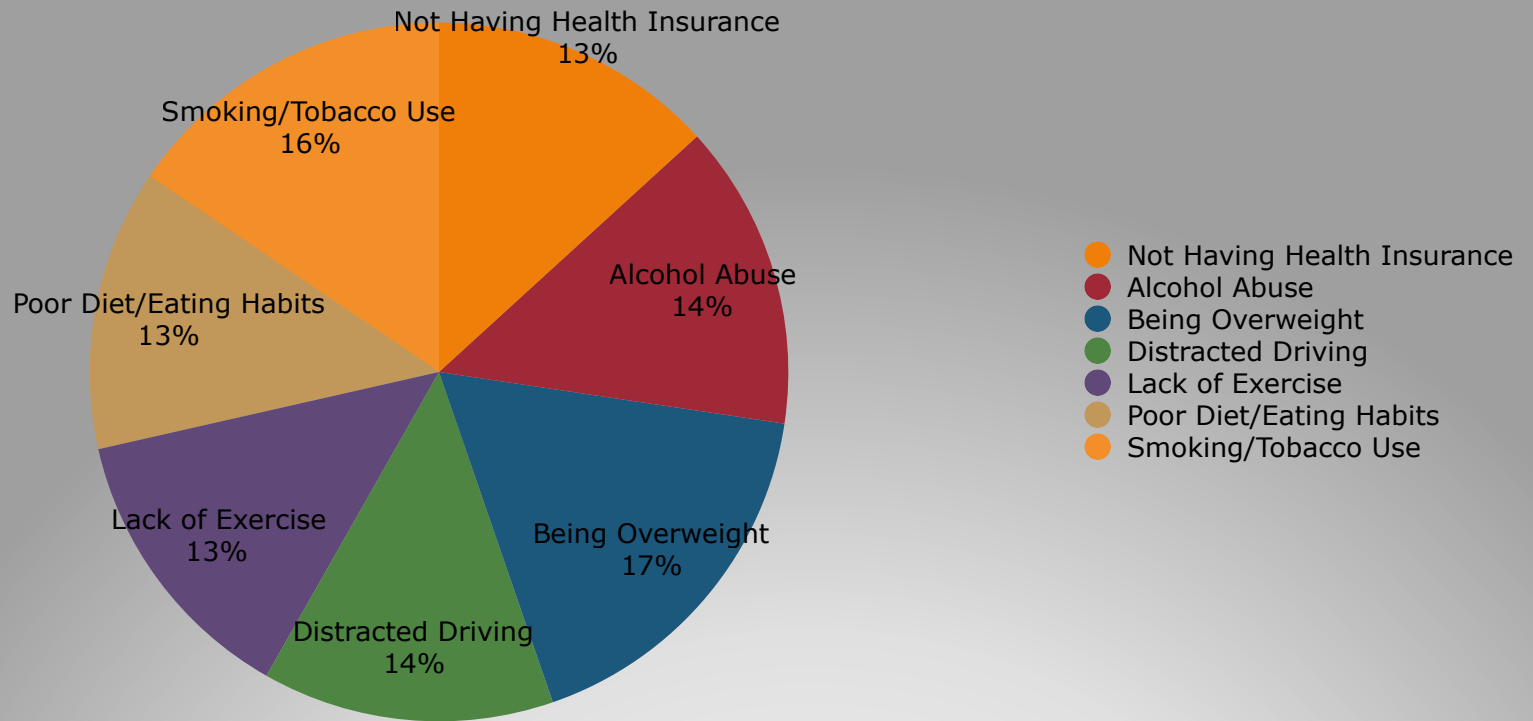
# Individual Perspective



- Access to Health Care
- Good Jobs & Healthy Economy
- Good Schools & Education
- Low Crime/Safe Neighborhoods
- Strong Family Life

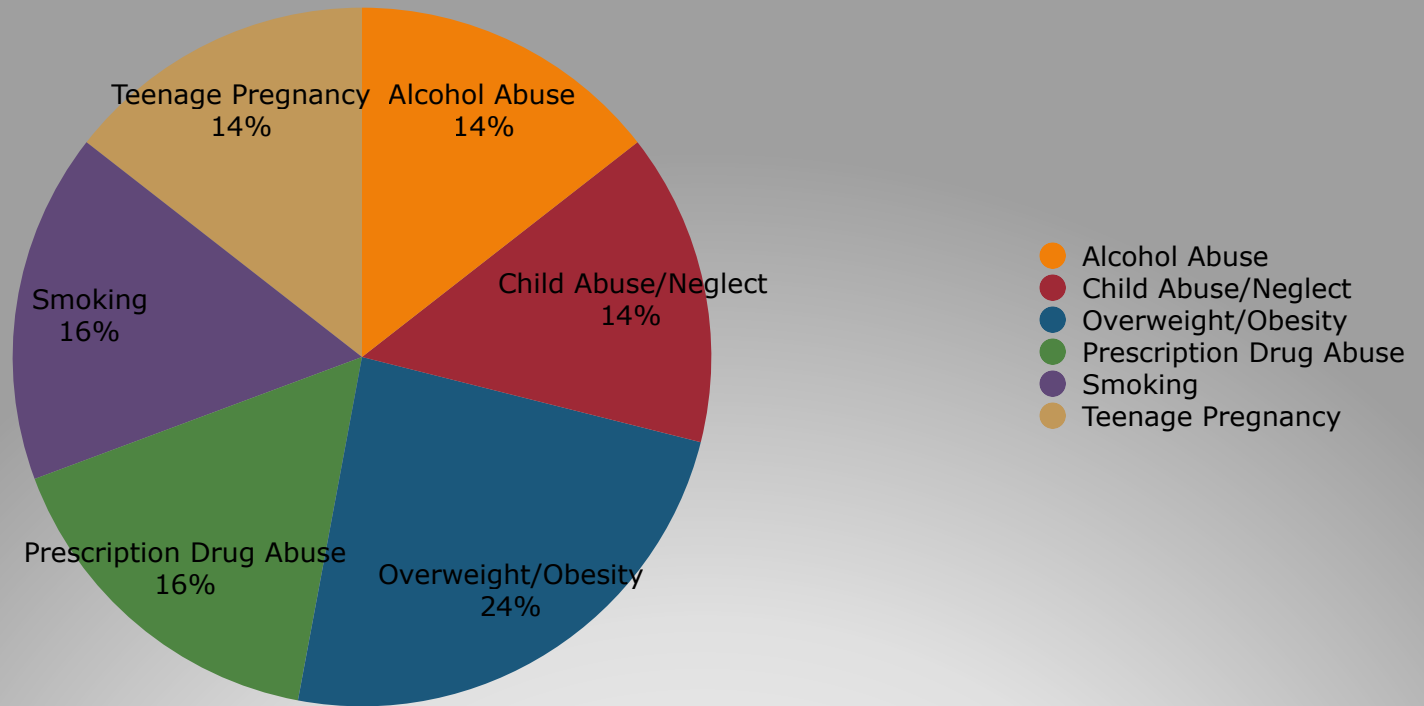
Most Important Factors for a healthy Graves County

# Individual Perspective



Most Risky Behaviors in Graves County

# Individual Perspective



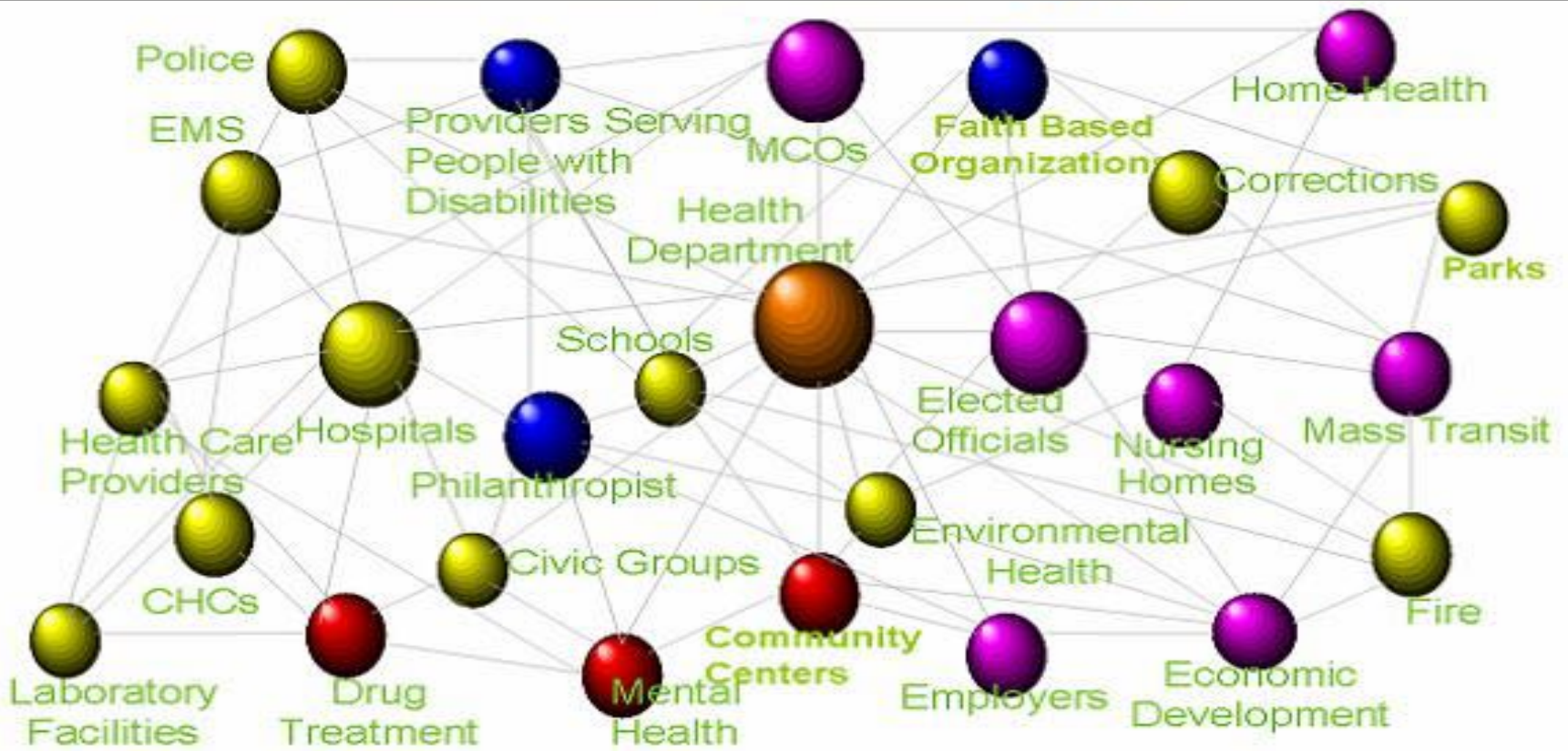
Greatest Health Problems that need to be addressed

# Individual Perspective

# Local Public Health System Assessment



- Measures the capacity of the local public health system to conduct essential public health services



# Local Public Health System

# 10 Essential Public Health Services

1. Monitor health status
2. Diagnose and investigate health problems
3. Inform, educate and empower people
4. Mobilize communities to address health problems
5. Develop policies and plans
6. Enforce laws and regulations
7. Link people to needed health services
8. Assure a competent workforce
9. Evaluate health services
10. Conduct research for new innovations





**Thank you!**

**University of Kentucky College of Public Health and  
Kentucky and Appalachia Public Health Training Center**